


## PM3DRM REMOTE DRIVER HOUSING (TREE STRAP)

ORDER FIXTURES SEPARATELY.

DATE:	PROJECT:	TYPE:
-------	----------	-------

CATALOG NUMBER LOGIC:



*\*For use with 0-10 dimmer. Driver wattage must match fixture wattage.*

**CATALOG NUMBER LOGIC**

Example: PM3DRM - TSC-24 - D34 - BLP - MT - MB

**MATERIAL**

Aluminum

**SERIES**

PM3DRM - Universal Power Module 3 Dual Remote

**MOUNTING**

TSC-Length - Tree Strap with Safety Cable (Specify adjustable strap length) 18" Standard Min.

**DRIVER TYPE\***

D34 - (2) 34W Dimming Drivers (Standard Dimming 1-100%)

D42 - (2) 42W Dimming Drivers (Standard Dimming 1-100%)

D57 - (2) 57W Dimming Drivers (Standard Dimming 10-100%)

D34ARC - (2) 34W Dimming Drivers (Architectural Dimming 0.1-100%)

D42ARC - (2) 42W Dimming Drivers (Architectural Dimming 0.1-100%)

**FINISH (See page 2 for full-color swatches)**

Standard Finishes (BZP, BZW, BLP, BLW, WHP, WHW, SAP, VER)

Premium Finish (ABP, AMG, AQW, BCM, BGE, BPP, CAP, CMG, CRM, HUG, NBP, OCP, RMG, SDS, SMG, TXF, WCP, WIR)

(Also available in RAL Finishes. See submittal SUB-1439-00)

**INPUT VOLTAGE**

MT - 120-277 VAC

**OPTIONS**

MB - Mounting Brackets

**B-K LIGHTING****MADE IN THE USA**

559.438.5800 | INFO@BKLIGHTING.COM | BKLIGHTING.COM

THIS DOCUMENT CONTAINS PROPRIETARY INFORMATION OF B-K LIGHTING, INC. AND ITS RECEIPT OR POSSESSION DOES NOT CONVEY ANY RIGHTS TO REPRODUCE, DISCLOSE ITS CONTENTS, OR TO MANUFACTURE, USE OR SELL ANYTHING IT MAY DESCRIBE. REPRODUCTION, DISCLOSURE OR USE WITHOUT SPECIFIC WRITTEN AUTHORIZATION OF B-K LIGHTING, INC. IS STRICTLY FORBIDDEN.

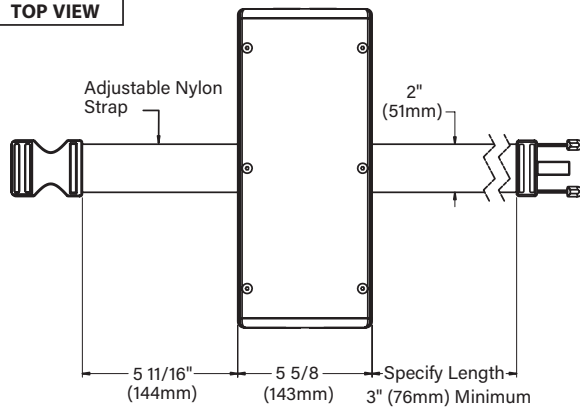
12/06/2022 SKU-1168 P1

DATE:

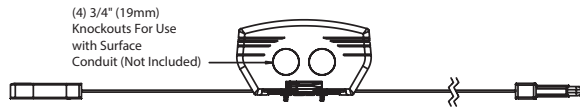
PROJECT:

TYPE:

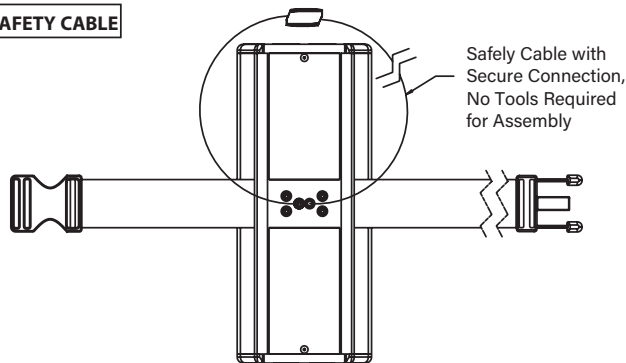
## TOP VIEW



## END VIEW



## SAFETY CABLE



## REMOTE WIRING

## LED Driver

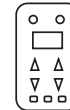
Remote driver installations require inter-connected wiring between the LED and driver (by others). Drivers have specific wiring requirements between these components. Driver manufacturers regularly recommend the following wiring details for such installations:

- Do not exceed 50 foot overall wiring distance using 12 gauge copper wire.

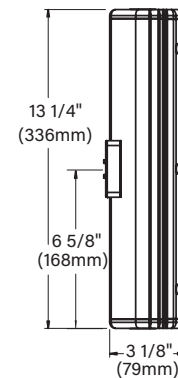
**Failure to comply with specific wiring requirements will void product warranty.**

## LCT WIRELESS REMOTE

Please order separately.



## SIDE VIEW



## STANDARD FINISHES



## PREMIUM FINISHES



[Click Here](#) to view larger, full-color swatches of all available finishes on our website.

B-K LIGHTING




MADE IN THE USA

559.438.5800 | INFO@BKLIGHTING.COM | BKLIGHTING.COM

DATE:	PROJECT:	TYPE:
-------	----------	-------

Accessories (Configure separately)

## SPECIFICATIONS

Electrical	0-10V WIRED CONTROL	Requires two (2) two sets of 0-10V industry wired controls wired direct to the fixture. One provides CCT modulation between 2700K through 6000K in 1% increments. The second enables 5-100% dimming in 1% increments.
	DRIVER	Two (2) 1.75A, Class A (sound), Class II (isolation) driver. 120VAC (nominal) primary input voltage. 50/60Hz. >0.90 Power Factor, <20% THD (nominal at 120VAC full load). Output over-voltage, over-current, and short circuit protection.
PHYSICAL	TREE INSTALLATION	Tree Strap mounting system facilitates non-invasive installation. Adjustable nylon strap is mold and mildew resistant and will not hinder tree growth. Stainless steel safety cable maintains UPM mounting when nylon strap is disengaged.
	HOUSING	Copper free, aluminum extrusion with die cast end caps. Surface mounted with flow through back channel to prevent water and debris collection. Machined aluminum cover with countersunk holes for flush hardware installation. Tamper-resistant, captive, black oxide stainless steel mounting screws. Front access for ease of installation and inspection. Two (2) 3/4" NPT female conduit entries per end cap for through wiring.
	INSTALLATION TETHER	Stainless steel cable with integral loop allows cover to temporarily suspend from housing during installation to simplify wire connection and component attachment.
	PATENTED KNOCKOUTS	Four (4) 3/4" NPT, machined aluminum knockouts. High temperature, silicone 'O' Ring for water-tight seal. Patented design allows knockout to be reinserted without compromising seal integrity.
	FINISH	StarGuard, our 15-stage, chromate-free process cleans and conversion coats aluminum components prior to application of Class 'A' TGIC polyester powder coating and is RoHS compliant. Finish to match fixture. (specified separately).
	WARRANTY	5-year limited warranty.
	CERTIFICATION & LISTING	Certified to CAN/CSA/ANSI Standards. UL Listed. NEMA 4X / IP66 Rated Enclosure. RoHS compliant. Made in USA with sustainable processes.
  		

B-K LIGHTING

MADE IN THE USA


559.438.5800 | INFO@BKLIGHTING.COM | BKLIGHTING.COM

# PM3DRM REMOTE DRIVER HOUSING (SURFACE MOUNT)

ORDER FIXTURES SEPARATELY.

DATE:	PROJECT:	TYPE:
-------	----------	-------

CATALOG NUMBER LOGIC:



*\*For use with 0-10 dimmer. Driver wattage must match fixture wattage.*

## CATALOG NUMBER LOGIC

Example: PM3DRM - SM - D34 - BLP - MT

## MATERIAL

Aluminum

## SERIES

PM3DRM - Universal Power Module 3 Dual Remote

## MOUNTING

SM - Surface Mount

## DRIVER TYPE\*

D34 - (2) 34W Dimming Drivers (Standard Dimming 1-100%)

D42 - (2) 42W Dimming Drivers (Standard Dimming 1-100%)

D57 - (2) 57W Dimming Drivers (Standard Dimming 10-100%)

D34ARC - (2) 34W Dimming Drivers (Architectural Dimming 0.1-100%)

D42ARC - (2) 42W Dimming Drivers (Architectural Dimming 0.1-100%)

## FINISH (See page 2 for full-color swatches)

Standard Finishes (BZP, BZW, BLP, BLW, WHP, WHW, SAP, VER)

Premium Finish (ABP, AMG, AQW, BCM, BGE, BPP, CAP, CMG, CRM, HUG, NBP, OCP, RMG, SDS, SMG, TXF, WCP, WIR)

(Also available in RAL Finishes. See submittal SUB-1439-00)

## INPUT VOLTAGE

MT - 120-277 VAC

**B-K LIGHTING**

**MADE IN THE USA**

559.438.5800 | INFO@BKLIGHTING.COM | BKLIGHTING.COM

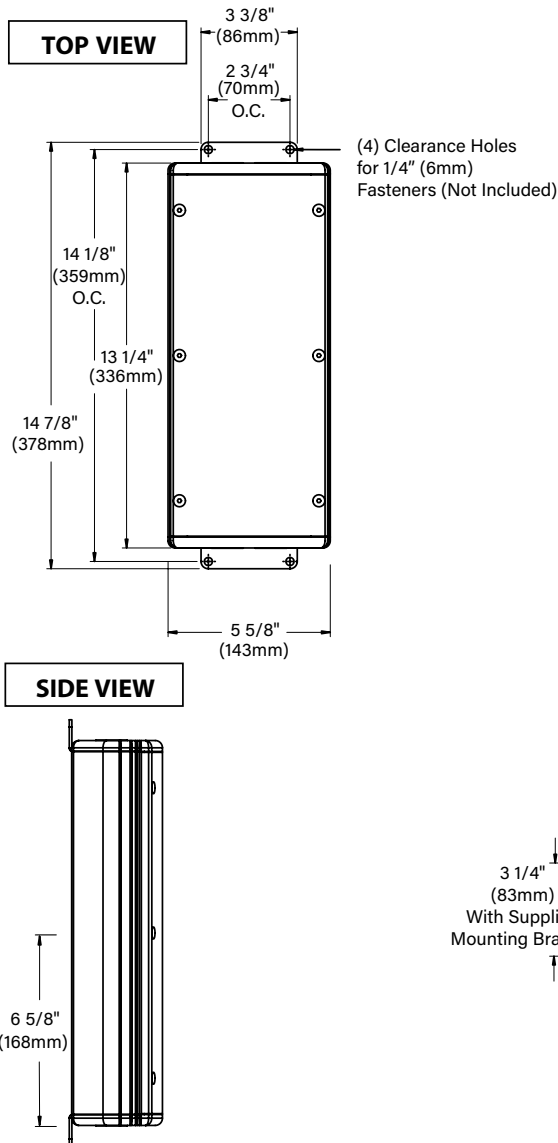
THIS DOCUMENT CONTAINS PROPRIETARY INFORMATION OF B-K LIGHTING, INC. AND ITS RECEIPT OR POSSESSION DOES NOT CONVEY ANY RIGHTS TO REPRODUCE, DISCLOSE ITS CONTENTS, OR TO MANUFACTURE, USE OR SELL ANYTHING IT MAY DESCRIBE. REPRODUCTION, DISCLOSURE OR USE WITHOUT SPECIFIC WRITTEN AUTHORIZATION OF B-K LIGHTING, INC. IS STRICTLY FORBIDDEN.

12/06/2022 SKU-1168 P2

DATE:

PROJECT:

TYPE:



## ⚠ REMOTE WIRING

### LED Driver

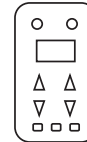
Remote driver installations require inter-connected wiring between the LED and driver (by others). Drivers have specific wiring requirements between these components. Driver manufacturers regularly recommend the following wiring details for such installations:

- Do not exceed 50 foot overall wiring distance using 12 gauge copper wire.

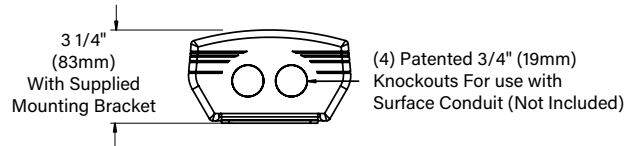
**Failure to comply with specific wiring requirements will void product warranty.**

### LCT WIRELESS REMOTE

Please order separately.



### END VIEW



### STANDARD FINISHES



[Click Here](#) to view larger, full-color swatches of all available finishes on our website.

### PREMIUM FINISHES


**B-K LIGHTING**
**MADE IN THE USA**
**559.438.5800 | INFO@BKLIGHTING.COM | BKLIGHTING.COM**

DATE:	PROJECT:	TYPE:
-------	----------	-------

Accessories (Configure separately)

## SPECIFICATIONS

Electrical	0-10V WIRED CONTROL	Requires two (2) two sets of 0-10V industry wired controls wired direct to the fixture. One provides CCT modulation between 2700K through 6000K in 1% increments. The second enables 5-100% dimming in 1% increments.
	DRIVER	Two (2) 1.75A, Class A (sound), Class II (isolation) driver. 120VAC (nominal) primary input voltage. 50/60Hz. >0.90 Power Factor, <20% THD (nominal at 120VAC full load). Output over-voltage, over-current, and short circuit protection.
PHYSICAL	SURFACE MOUNT	For use with side entry, surface conduits. Stainless steel mounting brackets provide for direct anchor to architectural surfaces in any orientation.
	HOUSING	Copper free, aluminum extrusion with die cast end caps. Surface mounted with flow through back channel to prevent water and debris collection. Machined aluminum cover with countersunk holes for flush hardware installation. Tamper-resistant, captive, black oxide stainless steel mounting screws. Front access for ease of installation and inspection. Two (2) 3/4" NPT female conduit entries per end cap for through wiring.
	INSTALLATION TETHER	Stainless steel cable with integral loop allows cover to temporarily suspend from housing during installation to simplify wire connection and component attachment.
	PATENTED KNOCKOUTS	Four (4) 3/4" NPT, machined aluminum knockouts. High temperature, silicone 'O' Ring for water-tight seal. Patented design allows knockout to be reinserted without compromising seal integrity.
	FINISH	StarGuard, our 15-stage, chromate-free process cleans and conversion coats aluminum components prior to application of Class 'A' TGIC polyester powder coating and is RoHS compliant. Finish to match fixture. (specified separately).
	WARRANTY	5-year limited warranty.
	CERTIFICATION & LISTING	Certified to CAN/CSA/ANSI Standards. UL Listed. NEMA 4X / IP66 Rated Enclosure. RoHs compliant. Made in USA with sustainable processes.

**B-K LIGHTING****MADE IN THE USA**


559.438.5800 | INFO@BKLIGHTING.COM | BKLIGHTING.COM

## PM3DRM REMOTE DRIVER HOUSING (JUNCTION BOX - CAMLOCK)

ORDER FIXTURES SEPARATELY.

DATE:	PROJECT:	TYPE:
-------	----------	-------

CATALOG NUMBER LOGIC:



*\*For use with 0-10 dimmer. Driver wattage must match fixture wattage.*

**CATALOG NUMBER LOGIC**

Example: PM3DRM - CR - D34 - BLP - MT - MB

**MATERIAL**

Aluminum

**SERIES**

PM3DRM - Universal Power Module 3 Dual Remote

**MOUNTING**

CR - Round Camlock Canopy (Recessed Junction Box)

**DRIVER TYPE\***

D34 - (2) 34W Dimming Drivers (Standard Dimming 1-100%)

D42 - (2) 42W Dimming Drivers (Standard Dimming 1-100%)

D57 - (2) 57W Dimming Drivers (Standard Dimming 10-100%)

D34ARC - (2) 34W Dimming Drivers (Architectural Dimming 0.1-100%)

D42ARC - (2) 42W Dimming Drivers (Architectural Dimming 0.1-100%)

**FINISH (See page 2 for full-color swatches)**

Standard Finishes (BZP, BZW, BLP, BLW, WHP, WHW, SAP, VER)

Premium Finish (ABP, AMG, AQW, BCM, BGE, BPP, CAP, CMG, CRM, HUG, NBP, OCP, RMG, SDS, SMG, TXF, WCP, WIR)

(Also available in RAL Finishes. See submittal SUB-1439-00)

**INPUT VOLTAGE**

MT - 120-277 VAC

**OPTIONS**

MB - Mounting Brackets

**B-K LIGHTING****MADE IN THE USA**

559.438.5800 | INFO@BKLIGHTING.COM | BKLIGHTING.COM

THIS DOCUMENT CONTAINS PROPRIETARY INFORMATION OF B-K LIGHTING, INC. AND ITS RECEIPT OR POSSESSION DOES NOT CONVEY ANY RIGHTS TO REPRODUCE, DISCLOSE ITS CONTENTS, OR TO MANUFACTURE, USE OR SELL ANYTHING IT MAY DESCRIBE. REPRODUCTION, DISCLOSURE OR USE WITHOUT SPECIFIC WRITTEN AUTHORIZATION OF B-K LIGHTING, INC. IS STRICTLY FORBIDDEN.

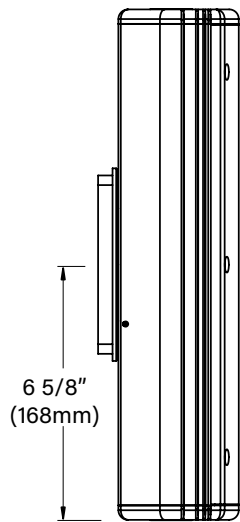
12/06/2022 SKU-1168 P3

DATE:

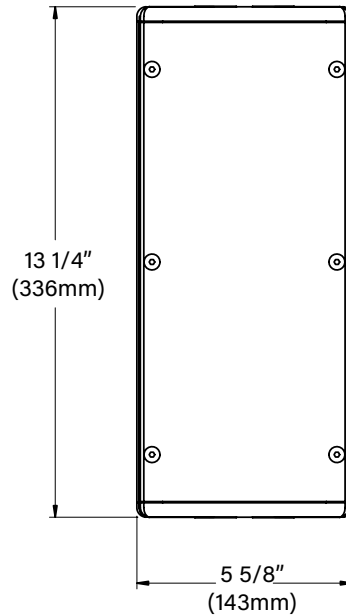
PROJECT:

TYPE:

## SIDE VIEW



## TOP VIEW


 **REMOTE WIRING**
**LED Driver**

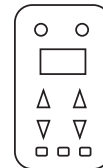
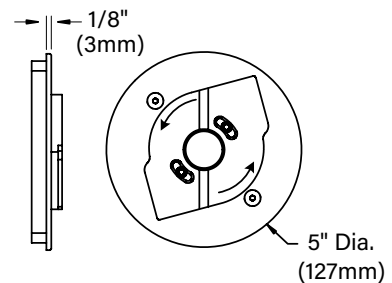
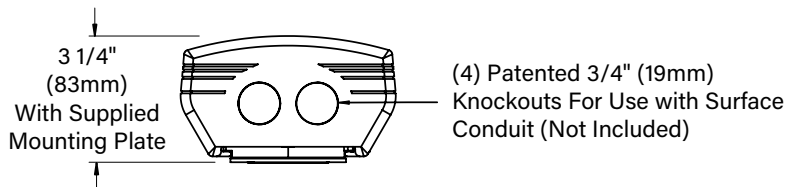
Remote driver installations require inter-connected wiring between the LED and driver (by others). Drivers have specific wiring requirements between these components. Driver manufacturers regularly recommend the following wiring details for such installations:

- Do not exceed 50 foot overall wiring distance using 12 gauge copper wire.

**Failure to comply with specific wiring requirements will void product warranty.**

**LCT WIRELESS REMOTE**

Please order separately.

**ROUND CAMLOCK™ CANOPY****STANDARD FINISHES****PREMIUM FINISHES**

[Click Here](#) to view larger, full-color swatches of all available finishes on our website.

**B-K LIGHTING****MADE IN THE USA**559.438.5800 | [INFO@BKLIGHTING.COM](mailto:INFO@BKLIGHTING.COM) | [BKLIGHTING.COM](http://BKLIGHTING.COM)

DATE:	PROJECT:	TYPE:
-------	----------	-------

Accessories (Configure separately)

## SPECIFICATIONS

ELECTRICAL	0-10V WIRED CONTROL	Requires two (2) two sets of 0-10V industry wired controls wired direct to the fixture. One provides CCT modulation between 2700K through 6000K in 1% increments. The second enables 5-100% dimming in 1% increments.
	DRIVER	Two (2) 1.75A, Class A (sound), Class II (isolation) driver. 120VAC (nominal) primary input voltage. 50/60Hz. >0.90 Power Factor, <20% THD (nominal at 120VAC full load). Output over-voltage, over-current, and short circuit protection.
PHYSICAL	ROUND CAMLOCK CANOPY (RECESSED JUNCTION BOX)	5" dia., machined aluminum construction. Includes stainless steel universal mounting ring for use with 4" octagonal junction box. Two (2) tamper-resistant, black oxide stainless steel mounting screws. 1/8" thick HT-805A silicone foam gasket for water-tight seal. Integral Camlock provides additional 30° adjustment for precision alignment of UPM regardless of junction box orientation. Integral wiper seal maintains water-tight integrity between UPM and junction box. Optional stainless steel mounting brackets may be specified to provide additional anchor to architectural surface.
	HOUSING	Copper free, aluminum extrusion with die cast end caps. Surface mounted with flow through back channel to prevent water and debris collection. Machined aluminum cover with countersunk holes for flush hardware installation. Tamper-resistant, captive, black oxide stainless steel mounting screws. Front access for ease of installation and inspection. Two (2) 3/4" NPT female conduit entries per end cap for through wiring.
	INSTALLATION TETHER	Stainless steel cable with integral loop allows cover to temporarily suspend from housing during installation to simplify wire connection and component attachment.
	PATENTED KNOCKOUTS	Four (4) 3/4" NPT, machined aluminum knockouts. High temperature, silicone 'O' Ring for water-tight seal. Patented design allows knockout to be reinserted without compromising seal integrity.
	FINISH	StarGuard, our 15-stage, chromate-free process cleans and conversion coats aluminum components prior to application of Class 'A' TGIC polyester powder coating and is RoHS compliant. Finish to match fixture. (specified separately).
	WARRANTY	5-year limited warranty.
	CERTIFICATION & LISTING	Certified to CAN/CSA/ANSI Standards. UL Listed. NEMA 4X / IP66 Rated Enclosure. RoHs compliant. Made in USA with sustainable processes.



RoHS



B-K LIGHTING

MADE IN THE USA

559.438.5800 | INFO@BKLIGHTING.COM | BKLIGHTING.COM